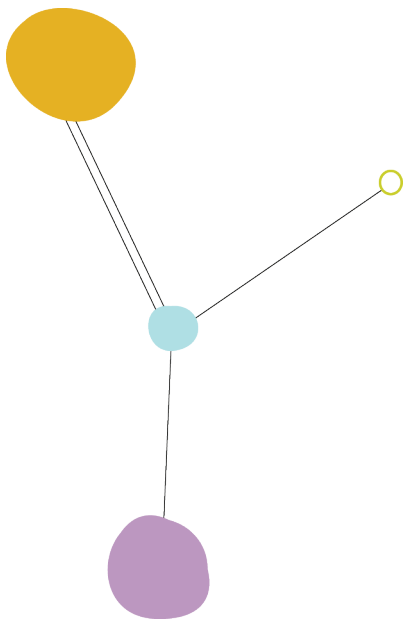


OLA FINANCIAL

BALANCE SHEET

Drawn from the audited statements for the year ended December 31, 2010 with the audited comparative figures for the year ended December 31, 2009.



ASSETS

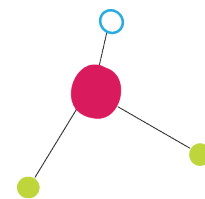
	Audited 2010	Audited 2009
		(re-stated)
	\$	\$
GENERAL FUND		
Current assets		
Cash and equivalent	1,296,112	1,114,622
Accounts receivable	1,074,640	574,372
Due from Knowledge Ontario	2,155	1,893
Inventory	73,633	52,934
Prepaid expenses - conference	47,946	140,102
- other	21,594	21,594
	2,516,080	1,905,517
Capital assets	98,944	111,061
Investments	630,621	694,470
	3,245,645	2,711,048
RESTRICTED FUNDS		
Due from General Fund	13,449	15,685
Investments	124,951	121,694
	138,400	137,379
	3,384,045	2,848,427

LIABILITIES

GENERAL FUND		
Current liabilities		
Accounts payable	736,508	762,568
Due to CELPLO	474,167	271,363
Due to OHLA	1,777	1,777
Deferred revenue - grants	8,950	8,950
- conference	847,027	600,977
	2,068,429	1,645,635
Due to restricted funds	13,449	15,685
	2,081,878	1,661,320
Fund balance	1,163,767	1,049,728
	3,245,645	2,711,048
RESTRICTED FUNDS		
Fund balance	138,400	137,379
	3,384,045	2,848,427


STATEMENTS

	Audited 2010	Audited 2009 (re-stated)
	\$	\$
GENERAL OPERATIONS AND ADVOCACY		
Revenues		
Membership fees	307,198	315,643
Government grants	35,800	35,800
Donations, contributions, interest	21,657	30,283
Miscellaneous	122,032	-
	486,687	381,726
Operating Expenses	(1,239,048)	(1,167,789)
Net for General Activities	(752,361)	(786,063)
REVENUE PRODUCING ACTIVITIES		
Super Conference		
Revenue	1,103,920	1,079,298
Expense	(772,364)	(583,157)
Net	331,556	496,141
Sales Materials		
Revenue	688,839	729,570
Expense	(407,848)	(513,669)
Net	280,991	215,901
Continuing Education		
Revenue	145,167	118,800
Expense	(141,374)	(68,418)
Net	3,793	50,382
Special Projects/Board Issues, Research		
Revenue - contract administration	165,117	119,827
- government project grants	74,190	52,625
- registrations, sale materials, contributions	301,645	173,658
Expense	(290,892)	(195,545)
Net	250,060	150,565
EXCESS OF REVENUE OVER EXPENDITURES	114,039	126,926
Accumulated surplus at beginning of year	1,049,728	922,802
ACCUMULATED SURPLUS AT END OF YEAR	1,163,767	1,049,728



STATEMENT OF OPERATIONS

Drawn from the audited statements for the year ended December 31, 2010 with the audited comparative figures for the year ended December 31, 2009.



Complete audited statements for the year ended December 31, 2010, as prepared by the accounting firm of Harris & Chong LLP, and accepted on June 10, 2011 at the 2010 OLA Annual General Meeting, are available on the OLA website at www.accessola.com