

OCULA Divisional Financial Reports

September 1, 2021 to August 31, 2022



OCULA Audited Reports

OCULA BUDGET RESULTS

SEPTEMBER 1, 2021, TO AUGUST 31, 2022

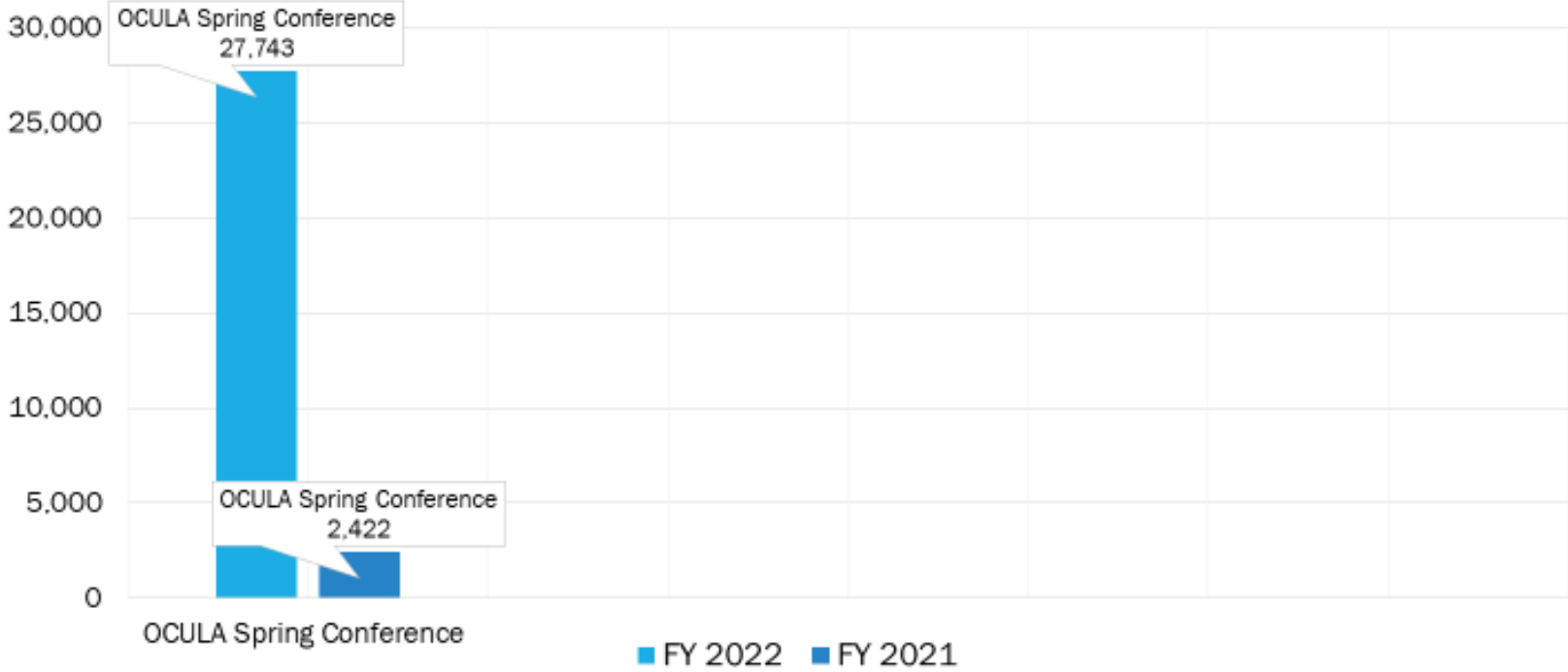
Source	Period	Status	Note to Reader
OCULA Spring Conference	FY 2022	OCULA Spring Conference budget forecast \$5,000 with actual year-to-date actual \$28,812; \$23k in additional revenues 150% budget vs. actual.	OCULA Spring Conference was held virtually on May 19, 2022. Presents a net income \$27,743. <i>An 88% increase when compared to FY 2021.</i>
Council Budget	FY 2022	OCULA did not have any budget expenditures for fiscal 2022.	All meetings remain virtual.

OCULA Audited Reports

HOW WE STACK UP?


2022 NET FIGURES VS 2021

OCULA EDUCATION EVENTS



OCULA Divisional Event

Summary review 5 year trend:
Current FY 2022 to FY 2018 looking
at the number of attendees and net
revenues.



OCULA Conference

5 year trend 2018 - 2022

Net revenues


30,000

\$27,743

20,000

10,000

0



FY 2022

FY 2021

NO EVENT

FY 2020

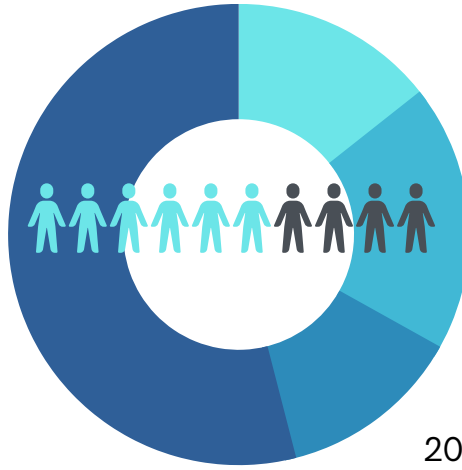
\$6,661



FY 2019

FY 2018

2022 Attendees
222



2018 Attendees
59

2019 Attendees
77

2020 Attendees
0

2021 Attendees
53

Appendix

FY 2022 OCULA Budget

