

# **OLITA Divisional** Financial Reports

September 1, 2021 to August 31, 2022



# OLITA Audited Reports

## OLITA FINAL BUDGET RESULTS

SEPTEMBER 1, 2021, TO AUGUST 31, 2022

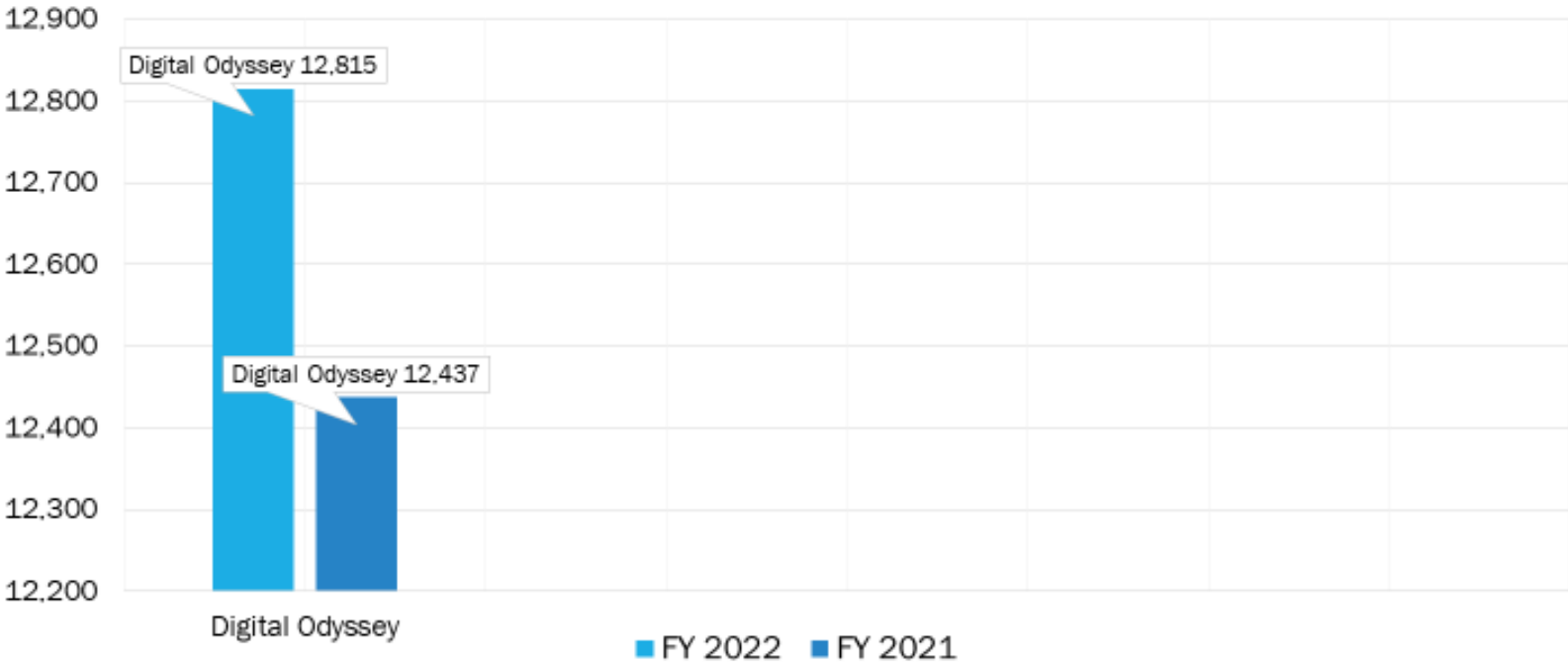
Source	Period	Status	Note to Reader
Digital Odyssey	Q1 - Q4	Digital Odyssey budget forecast was \$9,050 with actuals of \$12,950; 143% budget vs. actual.	DO was held virtually on June 13, 2022, with expenses of \$135 presenting a net income of \$12,815. <i>Tracking the same when we compare it to FY 2021.</i>
Council Expenses	Q1 - Q4	Council budget forecast was \$1,300 with actuals of \$ 500; 38% budget vs actual.	Special Projects \$500 refers to new purchases for the OLITA Lending Library

# OLITA Audited Reports

## HOW WE STACK UP?


2022 NET FIGURES VS 2021

## OLITA EDUCATION EVENTS



# OLITA Divisional Event

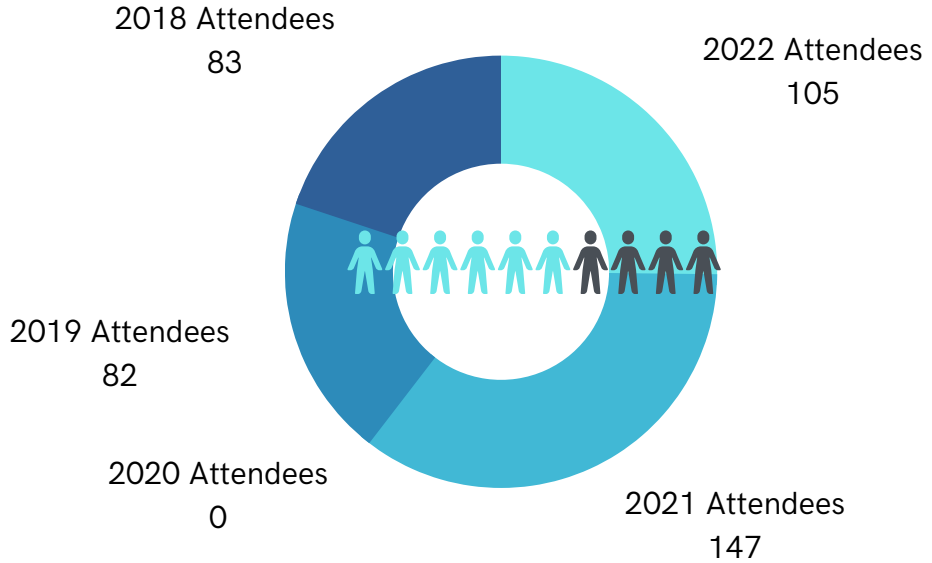
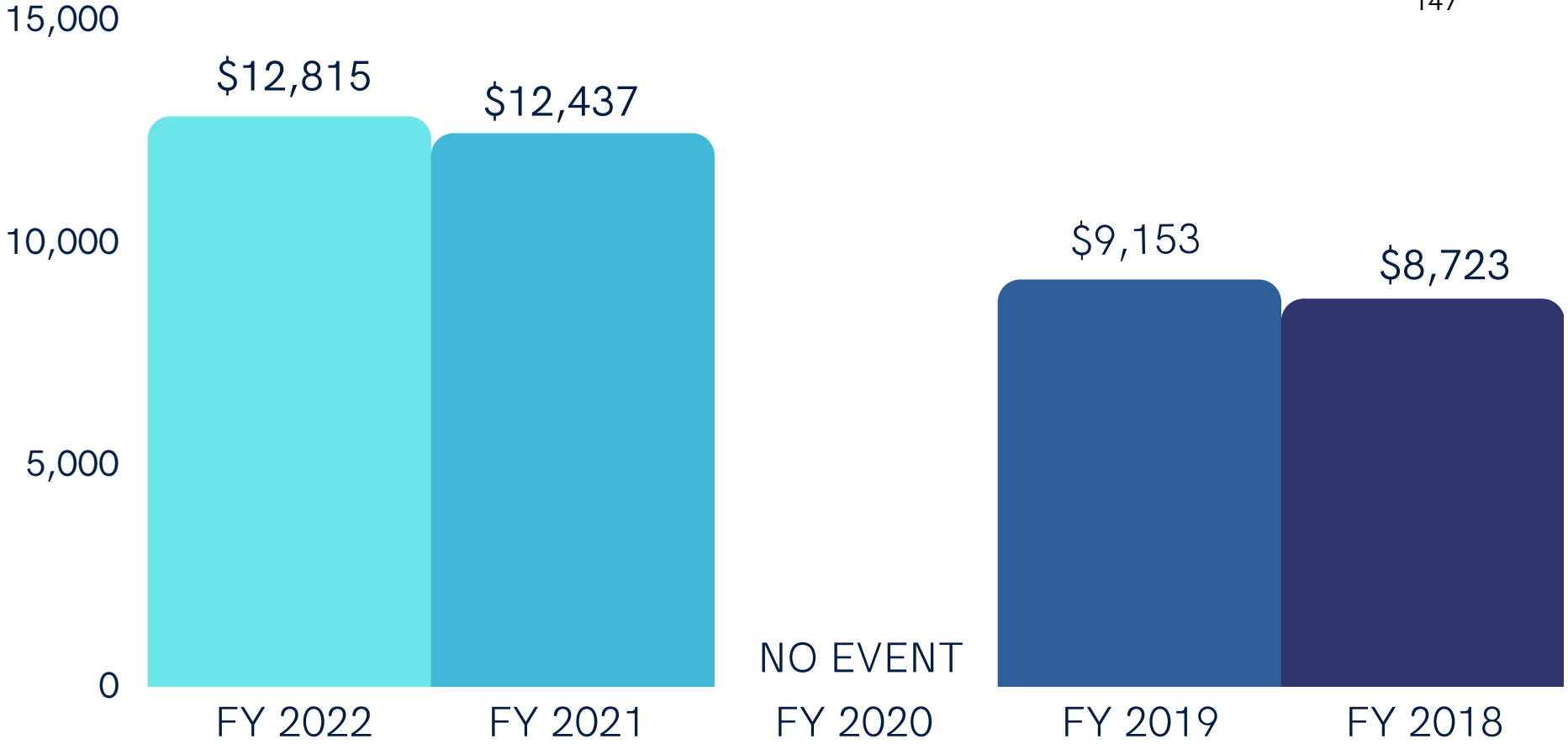
Summary review 5 year trend:  
Current FY 2022 to FY 2018 looking  
at the number of attendees and net  
revenues.



# Digital Odyssey

5 year trend 2018 - 2022

## Net revenues



# Appendix

[FY 2022 OLITA Budget](#)

